



Jeep Cherokee.
THE GLOBAL STANDARD.

SOPHISTICATED ENGINEERING AND RUGGED FOUR-WHEEL DRIVE UTILITY.

The award-winning Jeep Cherokee is ready for both rough terrain and city travel. Rugged yet refined, this wagon is backed by the Jeep tradition of quality, strength and four-wheel drive excellence.

Jeep Cherokee. It's tough. It's versatile. And it's all Jeep.

CHEROKEE COMFORT AND CONVENIENCE UNDERNEATH IT ALL.

Whether you choose the two- or four-door model, you'll find the Cherokee interior roomy and accommodating. Available in four trim levels—Base, Pioneer, Chief and Laredo—Cherokee's long list of standard and optional features makes driving a pleasure.

There are front bucket seats with adjustable headrests, plus a folding rear seat for three passengers. All models can be equipped with optional cruise control, tilt steering wheel, air conditioning and fog lamps.

Other options (not available on Base) include power door locks and windows, six-way power front seats, Keyless Entry System, and sunroof, as well as a variety of premium sound systems.



CHEROKEE LUXURY AND VERSATILITY MEAN ALL-AROUND PRACTICALITY.

Cherokee is the only U.S. vehicle of its kind with room for five adults, and its long list of features ensures riding comfort. But Cherokee also boasts the largest cargo capacity of any U.S. 4x4—2.0 m³ (with rear seat folded; 1.0 m³ with rear seat up). In addition, there's a payload capacity of up to 522 kg.

ADVANCED DESIGN AND CORROSION PROTECTION FOR STRENGTH AND DURABILITY.

Cherokee is ready to meet the demands

of the road. With the exclusive Jeep UniFrame integral body construction, Cherokee provides precise handling and improved vehicle strength. For comfort and traction off road, there's the responsive Quadra-Link® front suspension, along with front and rear stabilizer bars, and dual-action shock absorbers.

Protecting this tough design is a sophisticated corrosion protection system that includes electrostatically binding a primer coat to the sheet metal. In addition, the lower bodyside is protected against stone damage by a urethane coating. Robot sprayers then apply final coats of enamel, resulting in a rich, durable finish. And all

Cherokee models are available in a wide range of colors—including metallic and two-tone paints—for a wide range of choices!

CHEROKEE LETS YOU EXERT YOUR POWER OF CHOICE.

Cherokee was named "4x4 of the Year" by all three leading U.S. off-road magazines—a feat never accomplished before, and one that established Cherokee as leader in the sport utility market.


These awards are impressive, but they are also well deserved. Jeep Cherokee offers a choice of two four-wheel drive systems, three engines and three trans-



missions, plus two- and four-door styles. With choices like these, it's easy to tailor a Cherokee to suit your needs.

FOUR-WHEEL DRIVE FOR DRIVING EASE AND SECURITY.

All four-wheel drive Cherokee models feature Jeep's sophisticated part-time four-wheel drive system, Command-Trac.[®] This allows the driver to shift on-the-fly between two- and four-wheel drive when road conditions demand solid traction. Optional on four-wheel drive models is Selec-Trac.[®] the only full-time four-wheel drive system in its class. With either system, you're ready for changes in the roads and your needs.



JEEP POWER THAT REALLY GOES THE DISTANCE.

Cherokee offers the biggest choice of powertrains in its class. In addition to the standard 2.5 litre 4-cylinder engine, there's a 2.1 litre turbo-diesel (available on 4WD models only) and Jeep's newest performer, the Power-Tech Six 4.0 litre 6-cylinder—the most powerful engine in its class.

Transmissions include the 4-speed manual (standard on Base and Pioneer), optional 5-speed overdrive manual (standard on Chief and Laredo) and new optional 4-speed automatic.

Coil spring, solid front axle suspension located by four control arms. Stabilizer bar standard with dual-action shock absorbers. (Gas shocks available in off-road package.) Front axle includes vacuum-actuated shaft disconnect system.


Optional 4.0 litre Power-Tech Six engine with multi-point fuel injection—the most powerful engine in its class. Also optional—a turbo-diesel that gives outstanding fuel economy with performance and durability (4WD only).

Wide-stance suspension for exceptional stability and handling.

Integrated air dam optimizes front-end aerodynamic effect for better fuel economy.

Power-assist low-drag ventilated front disc brakes and rear drum brakes—long-wearing and fade-resistant.

Optional white styled steel spoker wheels.



Fiberglass construction one-piece rear liftgate designed for ease of operation and maximum accessibility to the cargo area.

Ability to vertically mount a full-size spare.

Excellent maximum cargo volume.

Comfortable seating for up to five people.

Flexible Krayton fender flares.

Constant payload rating regardless of vehicle equipment or options.

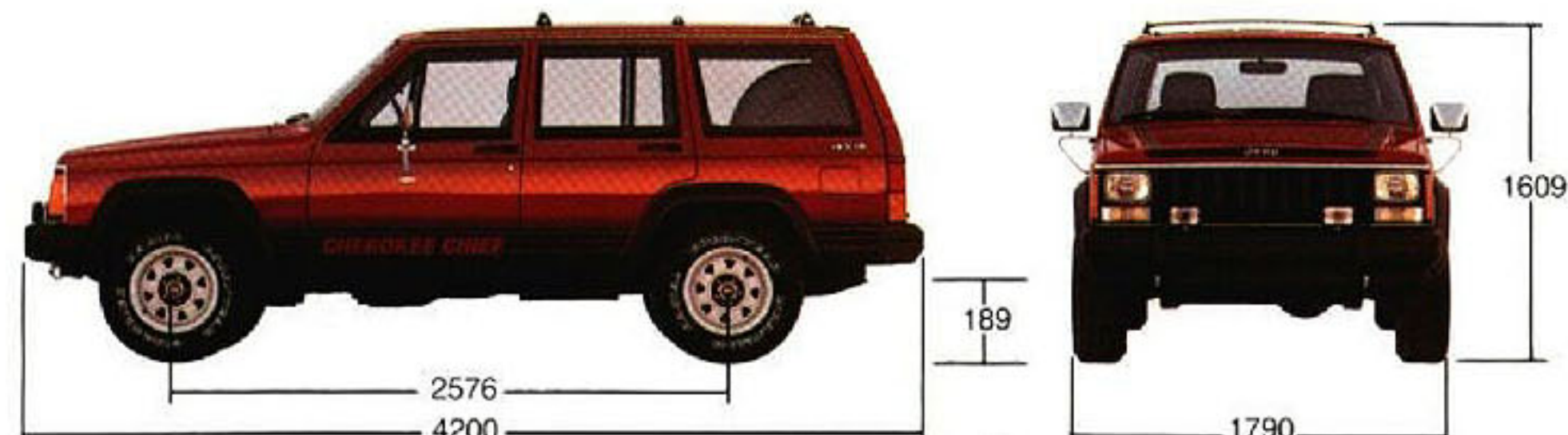
4-door availability.

Outstanding corrosion protection with extensive use of two-sided galvanized sheet steel. Total submersion of vehicle in cathodic "E" coat primer and spray undercoating on chassis and inside doors.

UniFrame cab construction welds the frame directly to the cab floor pan, resulting in improved vehicle strength.

Shift-on-the-fly control lever permits engagement of 4-wheel drive at any speed.

Standard Command-Trac with 2WD/4WD shift-on-the-fly—shift to 4-wheel drive any time conditions require. Optional Selec-Trac 2WD/4WD shift-on-the-fly full-time system permits 4-wheel drive operation regardless of road conditions.



Dimensions in millimeters

STANDARD FEATURES

Interior	1	2	3	4
Cargo Area				
Tie-down hooks (4)	—	S	S	S
Retractable area cover	—	—	—	S
Console				
Mini	S	S	S	—
Full	—	—	—	S
Door Trim				
Vinyl	S	—	—	—
Custom vinyl w/lower nylon carpeting	—	S	S	—
Custom vinyl w/fabric upper and nylon carpeting	—	—	—	S
Floor Covering				
Textured vinyl, black	S	—	—	—
Carpeting	—	S	S	S
Gauges				
Voltmeter, oil pressure and engine temperature, low fuel indicator light, trip odometer, digital clock	—	S	S	S
Grab Handles				
Roof rail-mounted (3)	S	S	S	S
Instrument Panel				
Ashtray	S	S	S	S
Glove box lock and light	S	S	S	S
Energy-absorbing pad	S	S	S	S
Cigar lighter	S	S	S	S
Mirror				
Inside, day/night rearview	S	S	S	S
Seats				
Front bucket with headrest	S	—	—	—

OPTIONS & ACCESSORIES

Comfort and Convenience	1	2	3	4
Air Conditioning System (Requires power steering)	X	X	X	X
Cargo Area Cover Retractable	X	X	X	S
Carpeting Passenger and cargo area, color-keyed	X	S	S	S
Clock Electronic, digital	X	S	S	S
Console With armrest, stowage box, rear ashtray and rear heating ducts (requires carpeting)	X	X	X	S
Deep-Tinted Quarter-Window Glass (2 dr.)	X	X	X	S
Extra-Quiet Insulation Package	—	X	X	S
Floor Mats Color-keyed (requires carpeting)	X	X	X	S
Sunroof Manual (requires roof rack)	—	X	X	X
Vent Window Front doors, swing-out	X	X	X	S
Vent Window Rear quarter, flipper (2-dr.)	X	S	S	S
Appearance				
Metallic Paint	X	X	X	X
Spare Tire Cover Color-keyed vinyl (inside mounted spare)	X	S	S	S
Steering Wheel Leather-wrapped, 3-spoke	—	X	X	S
Two-Tone Paint	X	X	—	X
Wheels Styled steel with bright trim rings	X	S	—	—
Wheels Styled steel spoker, painted white—15" X 7" (NA with P195 tires)	X	X	S	—
Wheels Cast aluminum, 15" X 7", 10-spoke (NA with P195 tires)	X	X	X	S
Wheels Cast aluminum, 15" X 7", 5-spoke (NA with P195 tires)	X	X	X	X
Audio				
AM Radio (2 speakers)	X	S	S	S
AM/FM Monaural Radio (2 speakers)	X	X	X	X
AM/FM Stereo Radio Electronically tuned (4 speakers)	X	X	X	X
AM/FM Electronically Tuned High-Output Cassette Stereo Radio With dynamic noise reduction, (4 speakers)	X	X	X	X
AM/FM Electronically Tuned High-Output Cassette Stereo Radio With Dolby [®] system and 6 premium "Accusound by Jensen" speakers	—	X	X	X
Power Antenna Automatic actuating (requires factory stereo radio)	X	X	X	X

S—Standard X—Optional —Not Available
 *NA 2-wheel drive **Shift-on-the-fly Command-Trac with 4-wheel drive

1 Cherokee Base, 2WD & 4WD

2 Cherokee Pioneer, 2WD & 4WD

3 Cherokee Chief, 4WD

4 Cherokee Laredo, 2WD & 4WD

Interior (continued)	1	2	3	4
Front rocker/recliner bucket with headrest	—	S	S	—
Front rocker/recliner wingback bucket with headrest custom fabric	—	—	—	S
Rear folding with removable seat cushion	S	S	S	S
Steering Wheel/Column				
Black, plastic, 2-spoke	S	—	—	—
Soft-feel sport, 3-spoke	—	S	S	—
Leather-wrapped, 3-spoke	—	—	—	S

Exterior	1	2	3	4
Bumpers				
Black with black end caps	S	—	S	—
Bright with black end caps	—	S	—	—
Bright with guards and black end caps	—	—	—	S
Graphics				
Dual upper bodyside pinstripe	—	S	—	—
Blackout graphics—graduated tape striping on hood and lower bodyside with "Cherokee Chief" cutout	—	—	S	—
Dual upper bodyside and liftgate striping, dual hood and cowl striping	—	—	—	S
Scuff moldings, black lower bodyside with bright insert	—	—	—	S
Grille				
Black	S	—	S	—
Black and argent	—	S	—	—
Bright	—	—	—	S

1 Cherokee Base, 2WD & 4WD

2 Cherokee Pioneer, 2WD & 4WD

3 Cherokee Chief, 4WD

4 Cherokee Laredo, 2WD & 4WD

Functional	1	2	3	4
Engines:				
2.5 litre, 4-cylinder with 1-V carburetor (requires extended-range fuel tank)	S	S	S	S
4.0 litre, I-6, with multi-point fuel injection (requires power steering)	X	X	X	X
2.1 litre, 4-cylinder turbo-diesel (requires power steering, extended-range fuel tank, Gauge Group and 5-speed trans.)*	X	X	X	X
Transmissions and Drivetrain:				
4-speed manual floor shift (NA 4.0L or diesel)**	S	S	—	—
5-speed manual overdrive floor shift**	X	X	S	S
4-speed automatic overdrive floor shift (requires 4.0L engine and power steering w:4WD)**	X	X	X	X
4-speed automatic overdrive floor shift with shift-on-the-fly Selec-Trac (requires 4.0L engine and power steering)*	X	X	X	X
Trac-Lok rear differential (includes heavy-duty rear axle; requires full-size spare; NA with 2.5L engine)	X	X	X	X
Bumper Guards Front and rear	X	X	X	S
Cold Climate Group Heavy-duty alternator, battery and engine block heater (NA diesel)	X	X	X	X
Cooling, Heavy-Duty	X	X	X	X
Cruise Control (Requires intermittent wipers) (NA with 2.5L engine)	X	X	X	X
Defroster Rear window, electric	X	X	X	S
Fog Lamps Halogen (require bumper guards)	X	X	X	X
Gauge Group	X	S	S	S
Keyless Entry System (Requires power door locks and windows)	—	X	X	X
Light Group Ashtray light, dome/map light, cargo area light w/liftgate switch, courtesy lights, retractable underhood work light, rear door switches, visor mirror light, Sentinel headlamp switch	X	S	S	S
Mirrors Left and right remote control	X	X	X	S
Mirrors Left and right electric remote control (requires power door locks and windows)	—	—	—	X
Mirrors Left and right low-profile, swing-away type	X	X	X	X
Power Door Locks and Windows	—	X	X	X
Power Six-Way Seats Driver and passenger	—	X	X	X
Power Steering	X	X	X	S
Protection Group Bumper guards, floor mats, door edge guards, cargo area skid strips, locking gas cap	—	X	X	S

Exterior (continued)	1	2	3	4
Headlamps				
Dual rectangular halogen	S	S	S	S
Mirrors				
Left rearview, black	S	S	S	—
Left/right remote control rearview, black	—	—	—	S
Window Glass				
Tinted—all windows	S	S	S	S
Functional				
Alternator				
12-volt, 61-amp	S	S	S	S
Battery				
12-volt (58-390 cold crank)	S	S	S	S
Heater and Defroster	S	S	S	S
Light Group	—	S	S	S
Stabilizer Bars				
Front and rear	S	S	S	S
Steering				
Manual recirculating ball	S	S	S	—
Steering Damper				
Front	S	S	S	S
Tires				
All radial with inside-mount compact high-pressure spare	S	S	S	S
Windshield Wiper/Washer				
Electric, with two-speed wipers	S	S	S	—
Electric, with intermittent wipers	—	—	—	S

Functional (continued)	1	2	3	4
Protection Moldings Lower bodyside, black with bright insert	X	X	—	S
Roof Rack	X	X	X	S
Skid Plate Package Transfer case, fuel tank, front suspension skid plate*	X	X	X	X
Spare Tire Carrier, Outside Swing-away design with spare tire lock and vinyl spare tire cover (requires conventional spare; spare tire cover with P-205/75R15 size tire only)	X	X	X	X
Suspension, Heavy-Duty Heavy-duty springs and shocks, front and rear; heavy-duty rear axle (4.0L only)	X	X	X	X
Off-Road Package (Requires power steering, heavy-duty battery and heavy-duty cooling) (NA 2.5L I-4 w:4-speed manual trans. or diesel engine)*	X	X	X	X
Tachometer (Included w:diesel)	—	X	X	X
Tilt Steering Column (Requires intermittent wipers)	X	X	X	X
Tow Hooks (2) front and (1) rear*	X	X	X	X
Visibility Group Left and right remote control mirrors, intermittent wipers, rear window defroster	X	X	X	S
Wipers Intermittent	X	X	X	S
Wiper/Washer Rear window	X	S	S	S
Tires:				
P195-75R15 black steel radial (all-weather)	S	—	—	—
P205-75R15 black steel radial (all-weather) with 15" x 6" or 15" x 7" wheels	X	S	—	—
P205-75R15 white steel radial (all-weather) with 15" x 6" or 15" x 7" wheels	X	X	—	—
P215-75R15 black Goodyear Wrangler [®] steel radial (all-terrain) (requires 15" x 7" wheels; NA 2.5L I-4 with 4-speed trans.)	X	X	—	—
P215-75R15 OWL Michelin [®] steel radial (all-terrain) (requires 15" x 7" wheels; NA 2.5L I-4 with 4-speed trans.)	X	X	S	S
P225-75R15 black Goodyear Wrangler [®] steel radial (all-terrain) (requires 15" x 7" wheels; NA 2.5L I-4 with 4-speed trans.)*	X	X	X	X
P225-75R15 OWL Goodyear Wrangler [®] steel radial (all-terrain) (requires 15" x 7" wheels; NA 2.5L I-4 with 4-speed trans.)*	X	X	X	X
Conventional full-size spare tire	X	X	X	X

TECHNICAL SPECIFICATIONS

DIMENSIONS

(Millimeters unless otherwise specified)

EXTERIOR

Length	
-Wheelbase	2576
-Overall Length	4200
Width	
-Tread-Front	1448
-Rear	1448
-Overall Width-Maximum (at Wheelip Extensions)	1790
Overhang	
-Front	698
-Rear	926
Height	
-Overall Height	1609

INTERIOR

Front Compartment	
-Headroom	972
-Legroom	1013
-Shoulder Room	1404
-Hiproom	1404
Rear Compartment	
-Headroom	965
-Legroom	896
-Shoulder Room	1404
-Hiproom	1130
Interior Volume	
-Interior Volume (m ³)	3.61
-Cargo Volume (m ³)	
Rear Seat Up	1.01
Rear Seat Folded	2.03
-Seating Capacity	5
Curb to Curb Turning Diameter (m)	10.9

GROUND CLEARANCE

Angle of Approach	39.7°
Angle of Departure	31.0°
Ramp Breakover Angle	20.3°
Rear Axle to Ground	189
Minimum Running Clearance	222

NOTE: All ground heights at curb weight with P195/75R15 tires (4WD)

POWERTRAIN

Engine Type	Standard AMC 2.5L I-4 OHV	Optional AMC 4.0L I-6 OHV	Optional* Renault 2.1L I-4 SOHC
Displacement	2466 cc.cm	3960 cc.cm	2065 cc.cm
Bore & Stroke	98.4 x 81.0 mm	98.4 x 86.7 mm	86 x 89 mm
Fuel Delivery	1-V Carb	Multi-Point Fuel Inj.	Bosch Inj.- Turbo-Diesel
Compression Ratio	8.6:1	9.2:1	21.5:1

*On 4WD only

TRANSMISSION

Type	Aisin M-4	Aisin M-5	Peugeot* M-5	Aisin* A-4
Gear Ratios 1st	3.93	3.93	4.03	2.80
2nd	2.33	2.33	2.39	1.53
3rd	1.45	1.45	1.52	1.00
4th	1.00	1.00	1.00	0.71
5th	—	0.85	0.72	—
Rev	4.74	4.74	3.76	2.39

Torque Converter 241 mm Dia.
*Available with 4.0L engine only

TRANSFER CASE (4WD)

Type	Standard	Optional
	New Process #231 Command-Trac	New Process #242 Selec-Trac
	Part-Time 4WD System 4-Position, Dual Range	Full-Time 4WD System 5-Position, Dual Range
	Ratio: Hi-1.00:1 Lo-2.60:1	
	Shift-on-the-fly Capability	

POWERTRAIN AVAILABILITY 2WD OR 4WD

		Axle Ratio		
		4-Speed	5-Speed	Auto
2.5L I-4	1-bbl. Carb.	3.55	4.11	—
4.0L I-6	MPI	—	3.08	3.55
2.1L I-4	Turbo-Diesel*	—	4.11	—

*Available 4WD only

AXLE/SPRINGS/SUSPENSION

Front:

Solid axle with 4 locating arms. Single cardan outboard joints and live spindle hubs (with shaft disconnect system on 4-wheel drive, Command-Trac). Coil springs. Stabilizer bar, steering damper and dual-action shock absorbers.

Rear:

Solid axle, semi-floating open-end Hotchkiss design. Multi-leaf springs. Stabilizer bar and dual-action staggered shock absorbers.

CHASSIS

Brakes (Power Std.)

Front Service	Low-Drag Ventilated Disc Rotor Dimension 280.4 mm Diameter 22.4 mm Thick
Rear Service	Drum Type—Full Cast Iron Lining Dimension 254.0 x 44.4 mm
Parking Type	Hand Operated Tunnel Mounted for Actuation and Release

STEERING

Gear	Saginaw Recirculating Ball Type
	Power Manual
Turns—Lock to Lock Ratio	3.5 4.8
	14.1:1 Overall 24:1 Overall
	15.2:1 26:1
Turning Diameter	10.87 m Curb to Curb

Fuel Capacity

Standard Tank	51 Litres
Optional Tank	76 Litres

TIRES/WHEELS

Tires—Type	Steel-Belted Radial
Tires Sizes	P195/75R15 P205/75R15 P215/75R15 P225/75R15
Wheel Size	15 x 6.0JJ 15 x 7.0JJ
Spare Tire Size	T125/90D16 Temporary or Full Size Optional

WEIGHT

	Cherokee 2-Door (4WD) 4-Cylinder	Cherokee 4-Door (4WD) 4-Cylinder
Base Curb	1332 kg	1353 kg
GVWR	2091 kg	2113 kg
GAWR—Front	1134 kg	1134 kg
—Rear	1225 kg	1225 kg
Payload*	522 kg	522 kg

*Includes all occupants and cargo

TRAILER TOWING

	Trailer Package A CLASS I (Medium-Duty)	Trailer Package B** CLASS III (Heavy-Duty)
Maximum Gross Combination Weight Rating (GCWR) 2WD/4WD	2826/2952 kg	3982/4110 kg
Maximum loaded trailer weight	908 kg	2270 kg*
Tongue load limit	113 kg	340 kg
Package includes:		
Hitch	Dead weight, frame mounted 5-wire	Load-equalizing nich receptacle 7-wire with relays Heavy-Duty
Wiring harness Rear Axle		
Required Equipment:		
Engine		4.0 litre-I-6
Transmission		Automatic
Engine cooling		Heavy-duty
Battery		Heavy-duty
Steering		Power
Tires	P205 or larger	P205 or larger
Spare tire		Full size
Recommended Equipment:		
Outside mirrors	Low-profile	Low-profile
Battery	Heavy-duty	
Engine cooling	Heavy-duty	
Fuel tank		Extended-range, 76 litre
Steering	Power	
*Restriction: Trailer frontal area limitation with maximum trailer weight (NA w/diesel or 4-cyl. engine w/4-speed-Pkg. A)	2.32m ²	5.95 m ² w/2270 kg trailer; maximum trailer length 7.6m trailer sway control required

**Not available with Off-Road Package.

Jeep Corporation

This catalog contains information that is correct at time of printing; however Jeep Corporation reserves the right to discontinue or change specifications, models, equipment or prices at any time without incurring obligation. Like other utility vehicles, this vehicle handles and maneuvers differently from many passenger cars. In order that this vehicle be driven safely and correctly, please read the driving guidelines in the owners manual. Some of the Jeep vehicles shown and described in this brochure have optional equipment. Certain equipment items and features may not be available for all models. Jeep is a registered trademark of Jeep Corporation, JEEP CORPORATION, 27777 Grand Rd., Southfield, Michigan 48034 U.S.A. Telex No. 432 0028. Cable Code AMCENTRINT. AIXC 277 86.

Litho in U.S.A.